

Restoring a body.  Restoring a life.



Shape an  
ideal path to  
reconstruction.

**MENTOR® CPX™4**  
Breast Tissue  
Expander

NOT FOR DISTRIBUTION IN USA.  
APPROVED FOR EMEA REGION.

 **MENTOR®**  
Make life more beautiful™



CHOOSE  
THE TISSUE  
EXPANDER  
THAT  
CONSIDERS  
YOUR NEEDS.

Unique design features  
and enhancements  
optimize performance  
for expansion results  
you and your patients  
will welcome.

---

**MENTOR® CPX™4 BREAST  
TISSUE EXPANDERS**

# EXPERIENCE THE DIFFERENCE THROUGHOUT THE EXPANSION CONTINUUM.

## INTRAOPERATIVE

### *Smooth, flat injection dome and enhanced shell pliability\**

- Helps ease insertion and removal through incision

### *Optional suture tabs at 3, 6 and 9 o'clock positions*

- Stabilize placement to help predict and control the location of the reconstructed inframammary fold
- Allow left to right alignment in bilateral procedures

## DURING THE EXPANSION

### *BufferZone™ Self-Sealing Patch and posterior Dacron® Patch*

- Focus expansion towards the lower pole of the breast

### *More pliant proprietary BufferZone™ Patch and smooth injection dome surface*

- Designed for enhanced patient comfort
- Prevent leakage in the event of an accidental needle puncture

### *48% stronger magnet\**

- Designed to indicate the optimal position of the fill port through the CENTERSCOPE™ Magnetic Detection Device

## RELIABLE 2-STAGE RECONSTRUCTION

### *BufferZone™ Self-Sealing Patch and Dacron® Patch*

- Drive lower pole expansion to mimic the shape of the natural breast

### *SILTEX® Texture*

- Prevents pooling or sequestration of body fluids
- Provides disruptive surface for collagen interface

### *Implant Matching*

- Matching range of definitive implants to be used after tissue expansion


\*Compared with the MENTOR® CPX2™ and CPX3™ Breast Tissue Expanders.

# MENTOR® CPX™4 Breast Tissue Expanders


Optionally available with suture tabs at 3, 6 and 9 o'clock positions

FOR MORE INFORMATION OR  
TO PLACE AN ORDER,  
visit [www.mentorwllc.eu](http://www.mentorwllc.eu)


## THREE CONTOURED SHAPES ACCOMMODATE ALL YOUR NEEDS.




MENTOR® CPX™4 Breast Tissue Expander Style 8100 - Low Height					
CATALOG	VOLUME	WIDTH	HEIGHT	PROJECTION	
3548121	250 cc	11.4 cm	8.1 cm	6.1 cm	
3548122	350 cc	12.7 cm	9.4 cm	6.5 cm	
3548123	450 cc	14.0 cm	10.2 cm	7.1 cm	
3548124	550 cc	15.0 cm	10.9 cm	7.4 cm	
3548125	650 cc	15.7 cm	11.2 cm	7.9 cm	
3548126	750 cc	16.5 cm	11.9 cm	8.1 cm	




MENTOR® CPX™4 with Suture Tabs Breast Tissue Expander Style 9100 - Low Height					
CATALOG	VOLUME	WIDTH	HEIGHT	PROJECTION	
3549121	250 cc	11.4 cm	8.1 cm	6.1 cm	
3549122	350 cc	12.7 cm	9.4 cm	6.5 cm	
3549123	450 cc	14.0 cm	10.2 cm	7.1 cm	
3549124	550 cc	15.0 cm	10.9 cm	7.4 cm	
3549125	650 cc	15.7 cm	11.2 cm	7.9 cm	
3549126	750 cc	16.5 cm	11.9 cm	8.1 cm	




MENTOR® CPX™4 Breast Tissue Expander Style 8200 - Medium Height					
CATALOG	VOLUME	WIDTH	HEIGHT	PROJECTION	
3548221	275 cc	10.7 cm	9.3 cm	6.2 cm	
3548222	350 cc	11.7 cm	10.0 cm	6.6 cm	
3548223	450 cc	12.7 cm	10.8 cm	7.0 cm	
3548224	550 cc	13.5 cm	11.7 cm	7.4 cm	
3548225	650 cc	14.6 cm	12.6 cm	7.6 cm	
3548226	800 cc	15.6 cm	13.3 cm	8.0 cm	



MENTOR® CPX™4 with Suture Tabs Breast Tissue Expander Style 9200 - Medium Height					
CATALOG	VOLUME	WIDTH	HEIGHT	PROJECTION	
3549221	275 cc	10.7 cm	9.3 cm	6.2 cm	
3549222	350 cc	11.7 cm	10.0 cm	6.6 cm	
3549223	450 cc	12.7 cm	10.8 cm	7.0 cm	
3549224	550 cc	13.5 cm	11.7 cm	7.4 cm	
3549225	650 cc	14.6 cm	12.6 cm	7.6 cm	
3549226	800 cc	15.6 cm	13.3 cm	8.0 cm	



MENTOR® CPX™4 Breast Tissue Expander Style 8300 - Tall Height					
CATALOG	VOLUME	WIDTH	HEIGHT	PROJECTION	
3548321	250 cc	10.1 cm	10.7 cm	5.6 cm	
3548322	350 cc	11.3 cm	11.8 cm	6.0 cm	
3548323	450 cc	12.3 cm	12.9 cm	6.5 cm	
3548324	550 cc	13.2 cm	13.8 cm	6.9 cm	
3548325	650 cc	14.0 cm	14.6 cm	7.3 cm	
3548326	750 cc	14.6 cm	15.3 cm	7.6 cm	
3548327	850 cc	15.4 cm	15.9 cm	7.9 cm	



MENTOR® CPX™4 with Suture Tabs Breast Tissue Expander Style 9300 - Tall Height					
CATALOG	VOLUME	WIDTH	HEIGHT	PROJECTION	
3549321	250 cc	10.1 cm	10.7 cm	5.6 cm	
3549322	350 cc	11.3 cm	11.8 cm	6.0 cm	
3549323	450 cc	12.3 cm	12.9 cm	6.5 cm	
3549324	550 cc	13.2 cm	13.8 cm	6.9 cm	
3549325	650 cc	14.0 cm	14.6 cm	7.3 cm	
3549326	750 cc	14.6 cm	15.3 cm	7.6 cm	
3549327	850 cc	15.4 cm	15.9 cm	7.9 cm	

Individual implant dimensions may vary slightly in products of this type. Not all units conform exactly to the dimensions noted above.

### Important Safety Information:

MENTOR® CONTOUR PROFILE™ Tissue Expanders and MENTOR® Smooth Round Tissue Expanders with Remote Dome are used for breast reconstruction following mastectomy, correction of an underdeveloped breast, scar revision and tissue defect procedures. These expanders are intended for temporary subcutaneous or submuscular implantation; they should be used within a time frame determined by the physician to achieve the clinically desired degree of tissue expansion. CONTOUR PROFILE™ Tissue Expanders are devices that contain magnetic injection domes and are NOT MRI compatible. Do not use the CONTOUR PROFILE™ Tissue Expander in patients where an MRI may be needed. DO NOT use the CONTOUR PROFILE™ Tissue Expander in patients that have a previously implanted device that could be affected by a magnetic field. The device could be moved by the MRI causing pain or displacement, potentially resulting in a revision surgery. The incidence of extrusion of the expander has been shown to increase when the expander has been placed in injured areas: scarred, heavily irradiated or burned tissue, crushed bone areas or where severe surgical reduction of the area has previously been performed. Your patient needs to be informed and understand the risks and benefits of MENTOR® Tissue Expanders, and provided with an opportunity to consult with you prior to deciding on surgery. For detailed indications, contraindications, warning and precautions associated with the use of all MENTOR® Implantable Devices, please refer to the Product Insert Data Sheet provided with each product, or review the Important Safety Information provided [www.mentorwllc.eu](http://www.mentorwllc.eu).

### Operations Europe, Middle East, Africa

**Germany, Austria & Switzerland**  
Mentor Deutschland GmbH  
Tel: +49 811 600 50 0  
Fax: +49 811 600 50 11

**South Africa**  
Johnson & Johnson Medical (Pty) Ltd  
Tel: +27 11 265 1135  
Fax: +27 11 265 1114

**Croatia, Macedonia, Serbia,  
Slovenia & Bulgaria**  
Johnson & Johnson S.E. d.o.o.  
Tel: +386 1 40 11 800  
Fax: +386 1 40 11 801

**Spain & Portugal**  
Mentor Medical Systems Iberica, S.L.  
Tel: +34 91 722 8000  
Fax: +34 91 728 3367

**Turkey**  
Johnson & Johnson Medical Turkey  
Tel: +90 216 538 21 21  
Fax: +90 216 538 21 30

**Czech Republic, Slovak Republic,  
Hungary & Romania**  
Johnson & Johnson s.r.o.  
Tel: +420 227 012 371  
Fax: +420 227 012 300

**Italy, Greece & Israel**  
Johnson & Johnson Medical S.p.a.  
Tel: +39 06.91194500  
Fax: +39 06.91194505

**Middle East, Egypt & Pakistan**  
Johnson & Johnson Middle East Inc  
Tel: +971 4 429 72 00  
Fax: +971 4 299 43 30

**Poland, Lithuania,  
Latvia & Estonia**  
Johnson & Johnson Poland sp. z o.o.  
Tel: +48 22 237 83 00  
Fax: +48 22 237 83 53

**France & Benelux**  
Perouse Plastique, SAS  
Tel: +33 1 55 00 22 45  
Fax: +33 1 55 00 28 11

**Maghreb & Sub Saharan Africa**  
Johnson & Johnson Professional Export  
Tel: +44 (0)1506 594 500  
Fax: +44 (0)1506 594 731

**Sweden, Denmark, Norway,  
Finland & Iceland**  
Johnson & Johnson AB  
Tel: +46 8 626 2200  
Fax: +46 8 754 5850

**United Kingdom & Ireland**  
Johnson & Johnson Medical Ltd  
Tel: +44 (0)800 973 082  
Fax: +44 (0)134 486 4122

**Russia & CIS**  
Johnson & Johnson LLC  
Tel: +7 495 580 7777  
Fax: +7 495 580 7878

**Corporate Headquarters**  
Santa Barbara, CA 93111 USA  
Tel: +1 805 879 6000  
[www.mentorwllc.com](http://www.mentorwllc.com)